

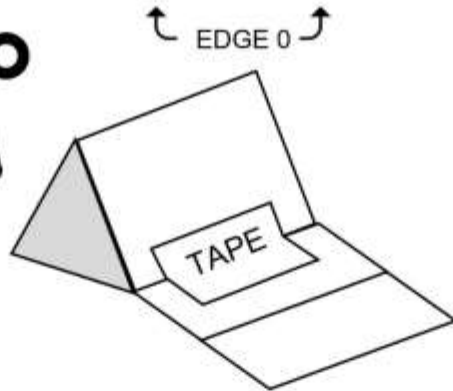
EDGE 0

WHAT'S IN YOUR WALL?

1. Cut this page into 3 long strips.
2. Crease each strip at FOLD 1 & 2.
3. Tape Edge 0 to FOLD 3 to make a triangle.



CUT HERE →



CUT HERE →

EDGE 0

CREASE HERE

FOLD 1

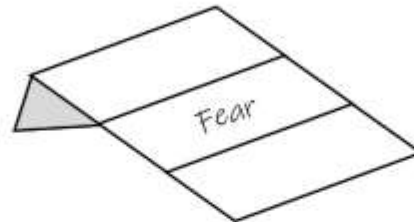
CREASE HERE

FOLD 1

CREASE HERE

FOLD 1

4. Crease at FOLD 3 & 4 but do not tape yet.
5. FLIP THE PAGE OVER and write ONE ISSUE on the back side.



CREASE HERE

FOLD 2

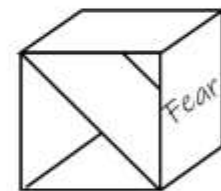
CREASE HERE

FOLD 2

CREASE HERE

FOLD 2

5. Now fold at FOLD 3 & 4 to make a paper cube.
6. Tape it closed at EDGE 5.
7. Stack your blocks into a wall.



FOLD 3

TAPE "EDGE 0" HERE

FOLD 3

TAPE "EDGE 0" HERE

FOLD 3

TAPE "EDGE 0" HERE

Write ONE ISSUE on the OTHER SIDE of THIS square.

Write ONE ISSUE on the OTHER SIDE of THIS square.

Write ONE ISSUE on the OTHER SIDE of THIS square.

CREASE HERE

FOLD 4

CREASE HERE

FOLD 4

CREASE HERE

FOLD 4

TAPE HERE LAST
EDGE 5

TAPE HERE LAST
EDGE 5

TAPE HERE LAST
EDGE 5